

COMBO ENSEMBLE CE 20



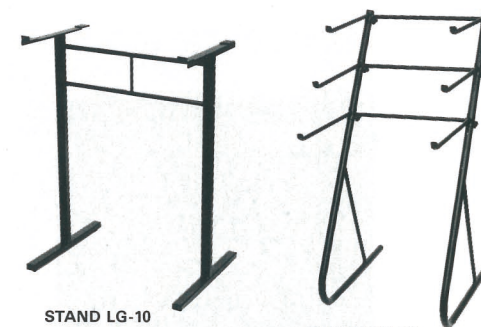
Standard Accessories • EP-1 Expression Pedal • FC-5 Foot Switch • Music Stand • Top Cover
Options • LC-20E Semi-Hard Case • LG-5 Stand (Carrying Case Attached)

model	CE 20
keyboard	49keys C ₂ - C ₆
simultaneous notes	MONO: 1 high note priority/POLY: up to 8
tone generator	Digital FM Tone Generator
tone selectors	MONO: PICCOLO, FLUTE, OBOE, CLARINET, SAXOPHONE, TRUMPET 1, 2, TROMBONE, VIOLIN, CELLO, CONTRABASS 1, 2, ELECTRIC BASS 1, 2 POLY: BRASS, HORN, ORGAN, ELECTRIC PIANO, HARPSICHORD, STRINGS
manual controls	PITCH, TOTAL VOLUME, BRILLIANCE, SLIDE CONTROL (SW, WHEEL; MONO only)
preset controls	SENSITIVITY (TONE INITIAL, TONE AFTER, VIBRATO AFTER), VIBRATO (DEPTH, SPEED, DELAY), PRESET SW (preset/manual)
audio jacks	LINE OUT (-10dB* 600 ohms), PHONES (8 ohms)
control jacks	SUSTAIN, EXPRESSION
dimensions W x H x D	84.1 x 8.6 x 29.4 cm 33-1/8" x 3-3/8" x 11-9/16"
weight	9 kg 19.8 lbs.
power source	AC 110/130/220/240 volts selectable



The CE-20 Combo Ensemble is a new, compact 49-key electronic keyboard that combines polyphonic and monophonic voices in one versatile keyboard. A total of 20 preset voices are available—6 polyphonic and 14 monophonic—all created using digital FM tone generator technology for a wide range of extraordinarily "natural" sound. Unique Yamaha Touch Sensitivity functions are another tremendous feature of the CE-20. Tone Initial Sensitivity control lets you adjust the amount of dynamic and tonal variation that can be produced according to key attack velocity, Tone After Sensitivity control adjusts the dynamic and tonal variation that can be produced by varying pressure on the keys, and Vibrato After Sensitivity control adjusts the degree of vibrato effect added to the sound according to key pressure. No other keyboard in this class offers this type of extensive expressive versatility. Other useful effects include Slide, which creates a smooth, controllable glide between notes, and Ensemble, which gives you a rich multi-instrument accompaniment effect. Sustain On/Off and volume can both be controlled via foot controllers, and headphone jacks let you practice and play in private.

OPTIONAL ACCESSORIES




CARRYING CASE


OPTION LIST

keyboards	legs	carrying cases	foot controller	foot switches (sustain pedals)	other accessories
GS 1	*	—	FC-3A	* (built in)	voice cards*, blank cards*, card case*, AC cord*
GS 2	*also junction as a lid	*	FC-3A	* (built in)	voice cards*, blank cards*, card case*, AC cord*
CP 80	*	*	—	* (damper pedal)	AC cord*
CP 70B	*	*	—	* (damper pedal)	AC cord*
CP 35	*also junction as a lid	*	—	FC-4*	AC cord*
CP 25	*	*	—	FC-4*	AC cord*
CP 30	*also junction as a lid	*	—	FC-4*	AC cord*
CP 20	*	*	—	FC-4*	—
CP 10	LG-10 /20/30	LC-10P	—	FC-5*	—
CP 11	LG-10 /20/30	SC-11	—	FC-5*	music stand*
CS 70M	LG-20	—	FC-3A	FC-4, FC-5	alkaline batteries*, blank cards, AC cord*
CS 40M	LG-20	—	FC-3A	FC-4, FC-5	alkaline batteries*, AC cord*
CS 20M	LG-20	—	FC-3A	FC-4, FC-5	alkaline batteries*, AC cord*
CS 15D	LG-10 /20/30	LC-15D	—	—	—
CS 15	—	—	—	—	—
CS 5	—	—	—	—	—
CS 01	—	SC-01	—	—	BC1 breath controller, PA-1 AC adaptor
SK 50D	*	*	FC-3A*	FC-4, FC-5	BP-2 Bass Pedal, AC cord*
SK 30	LG-20	LC-30K	FC-3A*	FC-4, FC-5	BP-2 Bass Pedal, AC cord*
SK 20	LG-20	LC-20K	FC-3A	FC-4, FC-5	—
SK 15	LG-10 /20/30	LC-15K	FC-3A	—	—
SK 10	LG-10 /20/30	LC-10K	FC-3A	—	—
CE 20	LG-5 with case	LC-20E	EP-1*	FC-5*	music stand*

*standard accessories



FOOT CONTROLLER FC-3A



FOOT SWITCH PEDAL FC-4



FOOT SWITCH PEDAL FC-5



BASS PEDAL KEYBOARD BP-2

